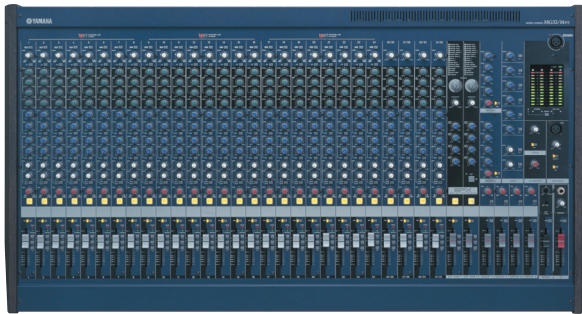


MG32/14FX, MG24/14FX

Mixing Consoles



MG32/14FX



MG32/14FX Rear Panel



MG24/14FX



MG32/14FX Rear Panel

High capacity and features for serious live sound applications, plus built-in SPX effects.

- 16 mono inputs and 4 stereo inputs on the MG24/14FX; 24 mono inputs and 4 stereo inputs on the MG32/14FX.
- Top-quality microphone preamplifiers with switchable phantom power.
- Insert I/O patch points on mono input channels as well as the stereo and group buses.
- Mid-sweep 3-band mono channel EQ, 4-band stereo channel EQ.
- 14 buses for flexible signal routing: main stereo bus, four group buses, six auxiliary buses, and send buses for the two internal effect processors.
- Ample sends and returns for monitoring and external effects.
- Dual Yamaha SPX digital signal processors provide a selection of 16 advanced digital effects.
- Reliable XLR output connectors.
- Variable LPF on mono output for convenient subwoofer setup.
- 12-segment level meters.
- Illuminated switches for high visibility.
- Talkback microphone input for convenient communication.

OPTION

FC5
Foot Switch



MG32/14FX, MG24/14FX

GENERAL SPECIFICATIONS

	MG32/14FX	MG24/14FX
Frequency response	+1, -3dB 20-20kHz @+4dBu 600Ω	
Total harmonic distortion*1	Less than 0.1% (20Hz to 20kHz) @14dBu 600Ω	
Hum & noise level**2 (20Hz to 20kHz), Ps=150Ω, Input Gain=Max, Input Pad=0dB, Input Sensitivity=-60dB	-128dBu Equivalent Input Noise -98dBu residual output noise	
Crosstalk (@1kHz)	Less than -70dB	
Phantom Power	+48V	
Monaural Input Channel Equalization	HIGH:±15dB (10kHz shelving) MID:±15dB (250Hz-5kHz peaking) LOW:±15dB (100Hz shelving)	
Stereo Input Channel Equalization	HIGH:±15dB (10kHz shelving) HI-MID:±15dB (3kHz peaking) LO-MID:±15dB (800Hz peaking) LOW:±15dB (100Hz shelving)	
Monaural High Pass Filter	80Hz 12dB/oct	
LED Level Meter	4x12 points LED meters	
Power requirements	AC100V, 50/60Hz AC120V, 60Hz AC220V, 60Hz AC230V, 50Hz	
Power consumption	MG32/14FX: 120W	MG24/14FX: 100W
Dimensions (W x H x D)	1027 x 140 x 551mm (40-7/16" x 5-1/2" x 21-11/16")	819 x 140 x 551mm (32-1/4" x 5-1/2" x 21-11/16")
Weight	22.0kg (48.5lbs.)	18.5kg (40.8lbs.)

*1 Total harmonic distortion is measured with a 18dB/Oct filter @80kHz.

*2 Hum & noise level is measured with a 6dB/oct filter @12.7kHz; equivalent to 20kHz filter with infinite dB/Oct attenuation.

INPUT SPECIFICATIONS

Input terminal	Input terminal		Actual source impedance	For use with nominal	Input level		Connector
	PAD	GAIN			Nominal	Max. before clip	
CH INPUT [A, B]	0	-60dB	3kΩ	50-600Ω Mics & 600Ω Lines	-60dBu	-40dBu	A: XLR3-31 type* B: TRS Phone Jack*
	26				-34dBu	-14dBu	
	0	-16dB			-16dBu	+4dBu	
	26				+10dBu	+30dBu	
ST CH INPUT	-34dB	+10dB	10kΩ	600Ω Lines	-34dBu	+30dBu	Phone Jack** RCA Pin Jack**
CH INSERT IN			10kΩ	600Ω Lines	0dBu	+20dBu	TRS Phone Jack**
GROUP INSERT IN (1-4)			10kΩ	600Ω Lines	0dBu	+20dBu	TRS Phone Jack**
RETURN IN (1, 2) [L,R]			10kΩ	600Ω Lines	+4dBu	+24dBu	TRS Phone Jack**
TB IN			3kΩ	50-600Ω Mics	-50dBu	-30dBu	XLR3-31 type**
2TR IN [L,R]			10kΩ	600Ω Lines	-10dBV	+10dBV	RCA Pin Jack**

OUTPUT SPECIFICATIONS

Output terminal	Actual source impedance	For use with nominal	Output Level		Connector
			Nominal	Max. before clip	
ST OUT [L,R] / MONO OUT	75Ω	600Ω Lines	+4dBu	+24dBu	XLR3-32 type*
GROUP OUT (1-4)	150Ω	10kΩ Lines	+4dBu	+20dBu	TRS Phone Jack***
AUX OUT (1-6)					
ST SUB OUT [L,R]	150Ω	10kΩ Lines	+4dBu	+20dBu	TRS Phone Jack***
EFFECT OUT (1, 2)					
CH INSERT OUT					
GROUP INSERT OUT (1-4)	150Ω	10kΩ Lines	0dBu	+20dBu	TRS Phone Jack**
ST INSERT OUT [L,R]					
REC OUT [L,R]	600Ω	10kΩ Lines	-10dBV	+10dBV	RCA Pin Jack**
PHONES OUT	100Ω	40Ω Phones	30mW	75mW	ST Phone Jack**

***: Impedance balanced

CONTROL I/O SPECIFICATIONS

Terminal	Format	Level	Connector
EFFECT ON/OFF	—	—	Phone Jack**
LAMP	—	0 - 12V	XLR3-31 type

DIGITAL EFFECT TYPE LIST

Common to EFFECT 1 and 2

- 1 REVERB HALL
- 2 REVERB ROOM
- 3 REVERB PLATE
- 4 REVERB VOCAL 1
- 5 REVERB VOCAL 2
- 6 REVERB ECHO 1
- 7 REVERB ECHO 2
- 8 DELAY 1
- 9 DELAY 2

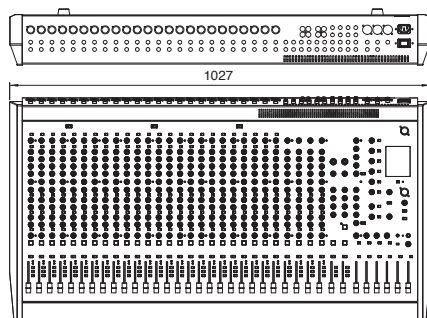
EFFECT1

- 10 MOD.DELAY
- 11 REVERSE GATE
- 12 PITCH CHANGE
- 13 CHORUS
- 14 PHASER
- 15 RADIO VOICE
- 16 TREMOLO

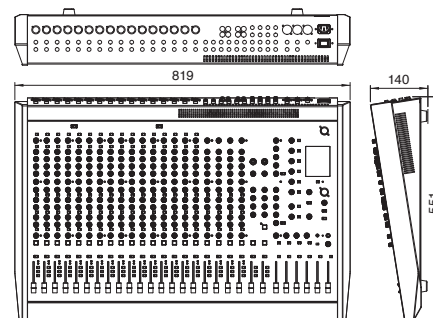
EFFECT2

- 10 EARLY REF.
- 11 GATE REVERB
- 12 VOCAL DOUBLER
- 13 SYMPHONIC
- 14 FLANGE
- 15 DISTORTION
- 16 TAP DELAY

DIMENSIONS



MG32/14FX



MG24/14FX

unit : mm

MG32/14FX, MG24/14FX

BLOCK & LEVEL DIAGRAM

